

How to make package managers cry

(or)

How to piss off package managers

(pick one)

Kenneth Hoste

kenneth.hoste@ugent.be

GitHub: @boegel

Twitter: @kehoste

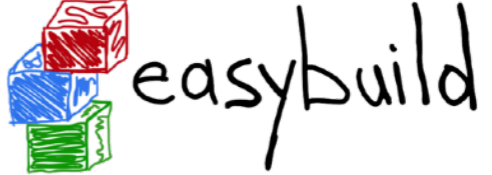



FOSDEM 2018

Package Management devroom


Feb 3rd 2018, Brussels (Belgium)

Context

- "package managers" (people) in the broad sense
 - anyone who needs to "install" software every now and then
- slight focus on scientific software
- some personal bias as lead developer of  easybuild
 - framework to install (scientific) software on HPC systems
 - <http://easybuilders.github.io/easybuild>
- disclaimer: most of what I'm showing are not my ideas...



Goals



- present techniques to make software difficult to install
- mention excuses to get away with using them yourself
- how to score bonus points by taking things to the extreme
- examples of projects that have done a (really) good job

WARNING

This talk is meant to have a clear *sarcastic* tone.

Please do NOT take it too seriously.

It is meant to be an eye-opener regarding
"bad" practices in software installation procedures.


Please do NOT interpret the given 'advice' as genuine.

I do NOT want to insult particular people or projects.

Common aspects of mentioned techniques

- create confusion
- surprise people (but not in a good way)
- annoy people
- trigger frustration
- aim for wasting (human) time

Reasons to employ these techniques

- try to get less people to use your software
 - they may find bugs, which you will need to fix
 - they may ask questions, or submit feature requests...
- avoid getting contributions
 - requires reviewing & testing
 - you will need to maintain the features they contribute!
- if they can't install your software, they will give up quickly
- also, motivate more people to use tools like  easybuild

I. Creative software versioning & releasing

- don't use semantic versioning (don't see <https://semver.org>)
- make minor changes to releases, without bumping version
- don't do bugfix releases
 - tell people to check GitHub repository for updates
 - create a webpage with instructions on how to fix known bugs
- total lack of proper releases/versions
 - just a master branch in a GitHub repo, no tags/versions
 - let people come up with their own versioning scheme!

I. Creative software versioning & releasing

- *excuses you can use:*
 - "It was just a really tiny change, no need for a new version"
 - "Versions are not as important as they used to be."
 - "You should always use the latest available 'version'."
- *bonus points:*
 - have very strict version requirements for dependencies
 - clearly motivate your (lack of) versioning policy

OpenFOAM: no more (proper) bugfix releases

Replacing the “dot-1” Release

In past versions of OpenFOAM, we released a “dot-1” version, e.g. `OpenFOAM-5.1`, a few months after the release of the major version, i.e. 5.0. The rationale was that the dot-1 version contained code fixes to a large number of issues reported following a new version release. The timing of the dot-1 version release was based on issue reports falling to the background level.

Today the development line is maintained publicly to “always-releasable” quality. Issues are continuously reported and resolved, such that we no longer see a sharp rise in reported issues following release of a major version. The dot-1 version is therefore an anachronism, not relevant to our development of OpenFOAM today. Instead, we plan to release updated `openfoam5` packs, compiled from the latest `OpenFOAM-5.x` sources, approximately once per month.

(taken from <https://openfoam.org/news/v5-0-patch>)

WRF: instructions to fix known problems

PROBLEM WITH MORRISON SCHEME (POSTED JANUARY 15, 2016)

Problem: When using the Morrison scheme without any cumulus turned on in any of the domains (for example, running a single domain with Morrison scheme only), problems exist because the Morrison scheme uses some tendency arrays from output with a cumulus scheme. However these arrays were not allocated when no cumulus scheme is used.

Solution: If you wish to use this scheme without any cumulus, you must edit Registry.EM_COMMON, and update this line, from:

```
package morr_two_moment mp_physics==10 -  
moist:qv, qc, qr, qi, qs, qg; scalar:qni, qns, qnr, qng
```

to

```
package morr_two_moment mp_physics==10 -  
moist:qv, qc, qr, qi, qs, qg; scalar:qni, qns, qnr, qng; state:rqrcuten, rqscuten, rqicuten
```

Once you update the file, save the file, and then you will need to go back to the WRFV3/ directory, issue a 'clean -a', reconfigure, and recompile the code.

(taken from <http://www2.mmm.ucar.edu/wrf/users/wrfv3.7/known-prob-3.7.1.html>)

II. Don't provide release notes/changelog

- leave people guessing what has changed
- at the very least make release notes very vague
 - "minor enhancements & bug fixes"
- excuses you can use:
 - "See commit history on GitHub for more details."
- bonus points:
 - mention release notes are "coming soon"
(and then never provide them)

III. Vendors dependencies

- ship copies of required dependencies with your software
- excuses you can use:
 - "Makes installation easier."
 - "We know how dependencies should be installed."
- bonus points
 - postpone updating included dependencies as long as possible
 - make some minor adjustments (and don't contribute back)
 - only include some dependencies

IV. Automagic installation of dependencies

- download & install dependencies during installation process
- excuses you can use:
 - "Makes installation easier."
 - "It's not unfair to assume that internet is reachable."
- bonus points
 - don't properly document dependencies
 - make it difficult to provide dependencies via another way
 - only do this for some dependencies
 - change your mind at some point to surprise people

V. More dependencies is better

- more dependencies implies more stuff to be installed
- try to favour dependencies that are hard to install themselves
- excuses you can use:
 - "I don't want to re-invent the wheel."
- bonus points:
 - mix different programming languages
 - make your software a common dependency, and rule the world

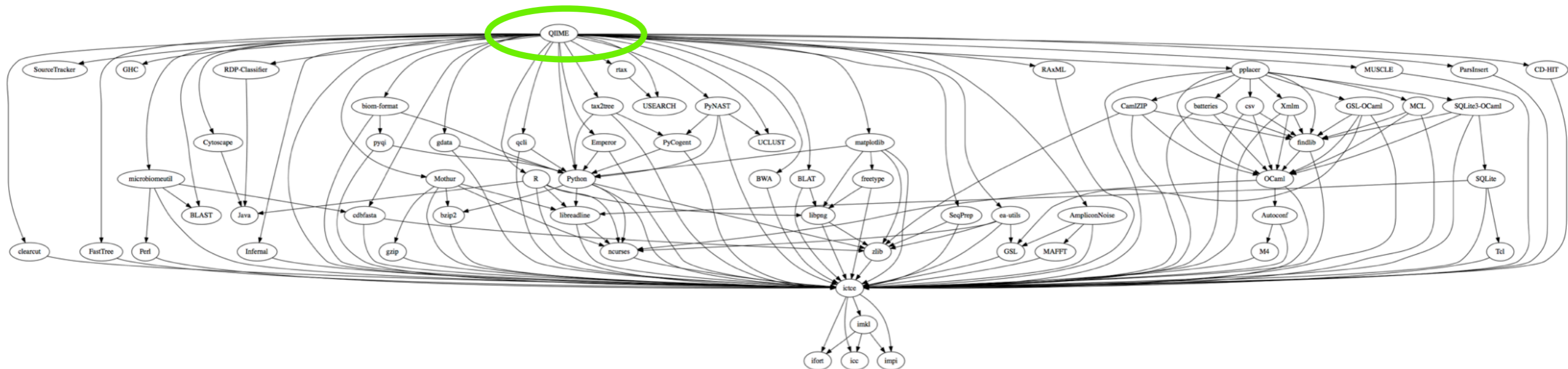


left-pad success story

- https://www.theregister.co.uk/2016/03/23/npm_left_pad_chaos
- > 250 JavaScript modules removed from NPM
- including some very popular ones like 'left-pad'
 - a tiny (trivial) module to 'indent' strings
- lots of stuff depended on left-pad, including Node.js
- removing of left-pad from NPM broke half the Internet!

QIIME dependency hell

- bioinformatics software (<https://qiime2.org>)
- requires Python, Perl, R, Haskell, OCaml, ...
- released as VM, containers (don't do this, let people install)



WARNING

This talk is meant to have a clear *sarcastic* tone.

Please do NOT take it too seriously.

It is meant to be an eye-opener regarding
"bad" practices in software installation procedures.

Please do NOT interpret the given 'advice' as genuine.

I do NOT want to insult particular people or projects.

VI. Hardcoding FTW!

- *hardcode as much as possible:*
 - *names of commands, in particular compilers (gcc, g++)*
 - *compiler options, (no) optimisation flags*
(pro tip: default for GCC is -O0!), ...
 - *locations of libraries, header files, even commands!*
 - *versions of dependencies*
- *excuses you can use:*
 - *"We expect a standard environment."*
 - *"We can't support all possible environments out there."*

VII. Choose your tools wisely (or don't choose)

- prefer using tools that people are not familiar with (yet)
- switch to something else when a tool becomes 'mainstream'
- use popular tools that nobody likes
- use tools with 'special' behaviour
 - resetting or taking control of the environment
 - hard to debug/fix when something goes 'wrong'
- or use your own scripts rather than an existing tool

VII. Choose your tools wisely (or don't choose)

- *excuses you can use:*
 - "These modern tools are a lot better."
 - "We can't keep living in the past, we need to move forward."
 - "I prefer to use my own scripts."
- *bonus points*
 - don't use the tools as they're intended to be used
 - require an ancient or very recent version for some reason
 - name your own scripts after existing tools ('./configure')



- <http://scons.org>
- "a next-generation build tool"
- "improved, cross-platform substitute for classic Make utility"
- resets environment in which commands are executed
 - `$PATH` is reset to `/usr/local/bin:/bin:/usr/bin`
 - can't find commands not installed in a standard location
- (can be controlled via `$ENV` construction variable, don't tell anyone)



- <https://bazel.build>
- uses hardcoded locations for compilers, etc.
 - `/usr/bin/{ar,cpp,gcc,ld}`, `/usr/lib/gcc`, `/usr/include`, ...
- takes control over environment (like SCons does)
- confusing command line options:
'-copt', '-config=opt' and '-c opt' are three different things!
- weird syntax:
bazel build --config=opt **//**tensorflow/tools/pip_package:build_pip_package

222

+

```
cmd.append('//tensorflow/tools/pip_package:build_pip_package')
```



damianam on 8 Dec 2017

Member

I am not sure what this does, but I going to guess that the double slash is a typo.



- popular configuration & build tool, but nobody really likes it
- OK if all goes well, but if stuff goes wrong you're in trouble
- hard to figure out what's really wrong
- convincing CMake to behave is even more challenging
- *excuses:*
 - You don't really need one, everybody uses it already!

VIII. Partial installation procedure

- no configuration mechanism (just hardcoding)
- no test suite
- no support for installing build artefacts somewhere else
- excuses
 - "Not really needed, it's pretty trivial."
- bonus points:
 - provide a test suite, but include broken tests!
 - hide build artefacts in multiple (deep) subdirectories

IX. Interactive scripts

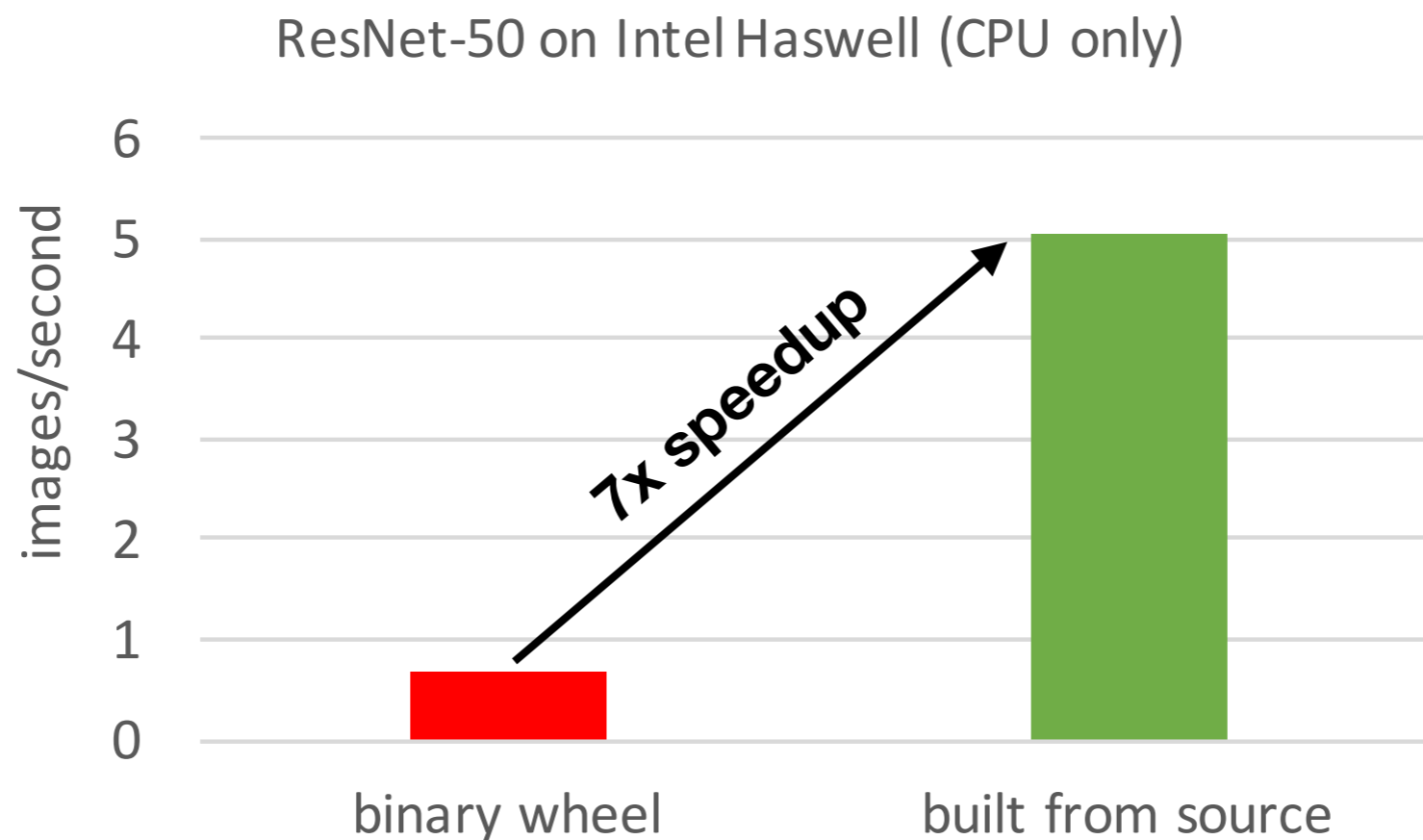
- ask questions, only accept specific answers (numbers, words)
- try to make it hard to automate
- provide a fallback "silent" mechanism for your own sanity (but don't document it!)
- excuses you can use:
 - "Interactive scripts are more intuitive."
- bonus points:
 - numbered list of possible answers, change it over releases




- <https://www.tensorflow.org>
- Python library for machine learning/deep learning
- originally developed by Google Brain team
- **most forked GitHub project in 2017** (5th in #contributors)
- very popular in scientific research thanks to deep learning hype
- great performance on GPU \o/



- binary Python 'wheels' are made available via PyPI
- incentive to install it from source for good performance





- interactive `./configure` script (not Autotools as you may expect)
 - also picks up `$TF_NEED_*` env vars (undocumented)
- uses  Bazel as build tool
 - resets environment, hardcodes compiler & co to `/usr/...`
- auto-installs some dependencies (but not Python, CUDA, cuDNN)
- need to "pip install" self-built Python wheel

Conclusions

- tons of things you can do to make your software hard to install
- goals: confusion, surprise, annoying, frustration, wasting time
- people can't complain about software they can't get to run
- lots of projects out there with good ideas, leverage them
- good excuses are not that hard to come up
- be creative, go for bonus points!

WARNING

This talk is meant to have a clear *sarcastic* tone.

Please do NOT take it too seriously.

It is meant to be an eye-opener regarding
"bad" practices in software installation procedures.

Please do NOT interpret the given 'advice' as genuine.

I do NOT want to insult particular people or projects.