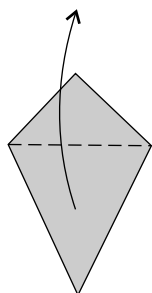
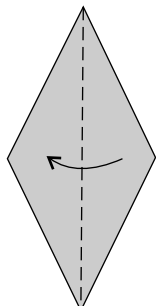


TOUCAN

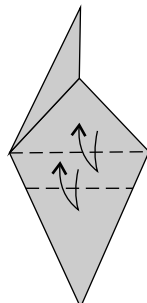
Tom Defoirdt
©2007 - Belgium



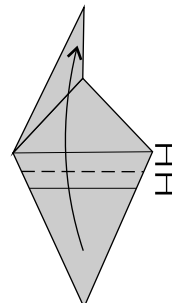
1. Start with a bird base. Valley-fold one layer upwards.



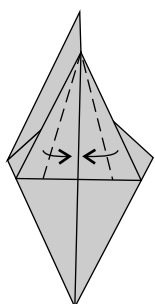
2. Valley-fold one layer to the left.



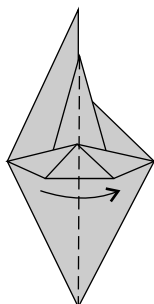
3. Fold and unfold as indicated.



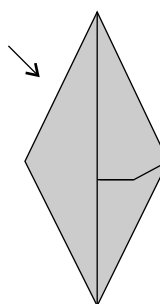
4. Valley-fold one layer upwards in the middle between the creases made in step 3.



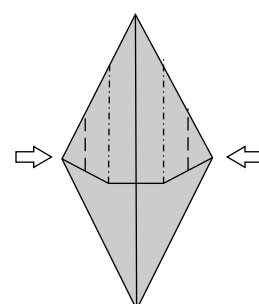
5. Narrow the tip (squash-fold at the bottom).



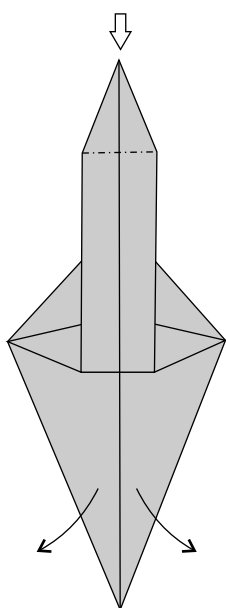
6. Fold one layer back to the right.



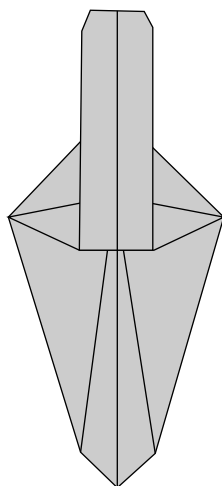
7. Repeat steps 4-6 at the left.



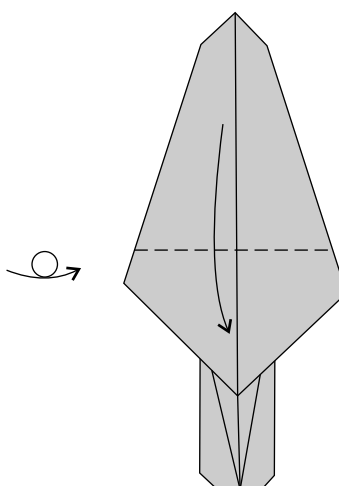
8. Sink in and out as indicated.



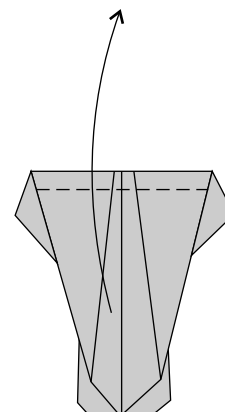
9. Sink at the top. Pull out some paper to open at the bottom.



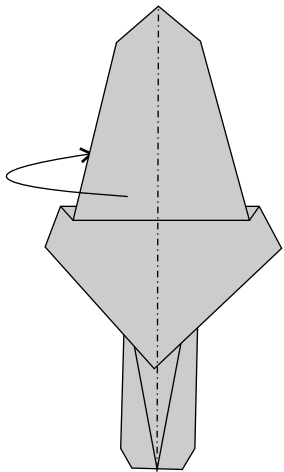
10. Turn over.



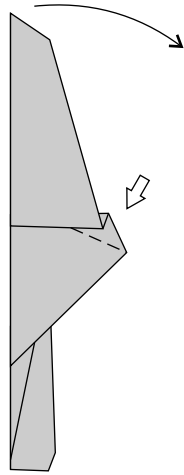
11. Valley-fold the flap downwards.



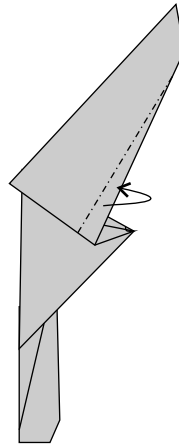
12. Valley-fold the flap upwards.



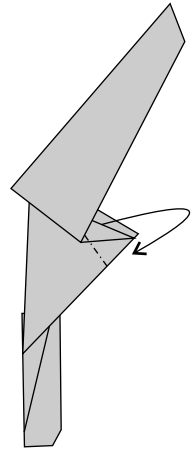
13. Fold in half.



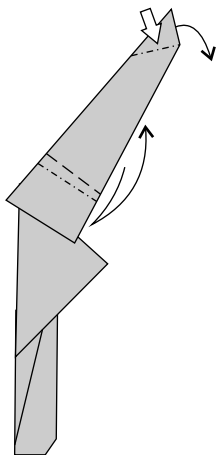
14. Slide the point to the right and squash-fold at the bottom (repeat behind).



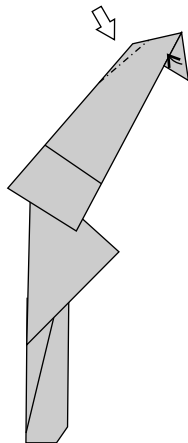
15. Mountain-fold to narrow the point. Repeat behind.



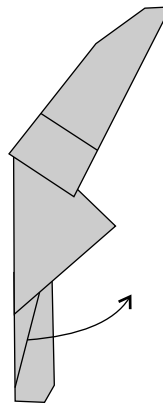
16. Mountain-fold. Repeat behind.



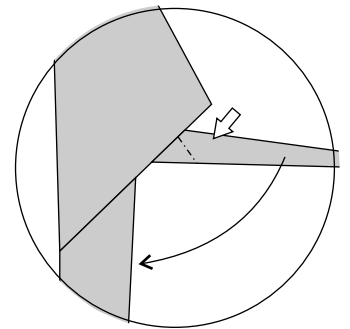
17. Reverse-fold in and out and reverse-fold at the top.



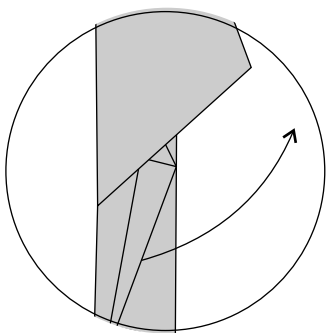
18. Open-sink and tuck the point inside.



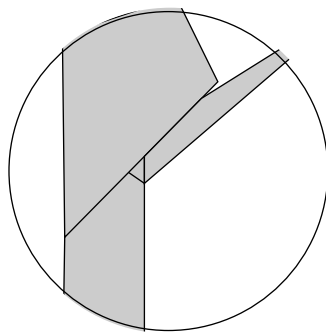
19. Reverse-fold the tip to the right. Repeat behind.



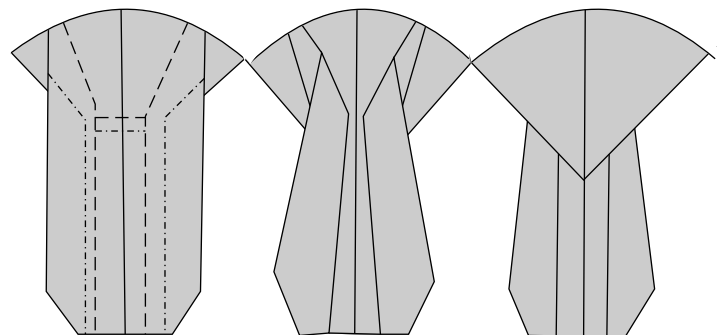
20. Enlarged view. Reverse-fold the tip downwards. Repeat behind.



21. Reverse-fold to the right. Repeat behind.

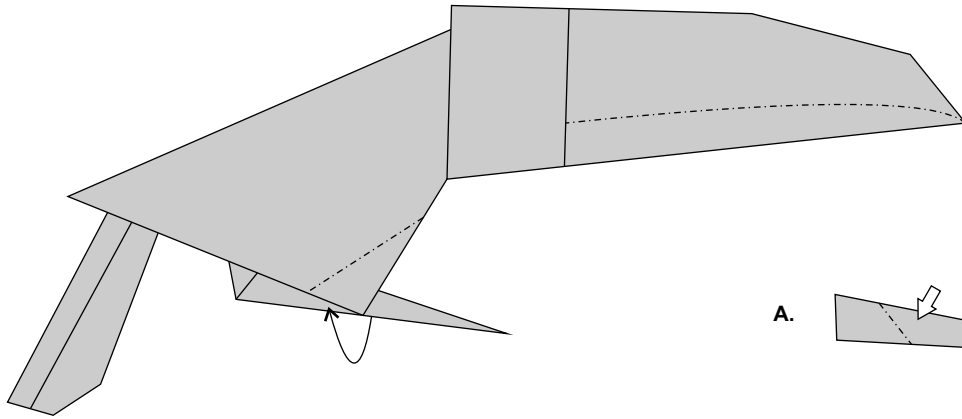


22. Like this. Next steps will focus on the tail.

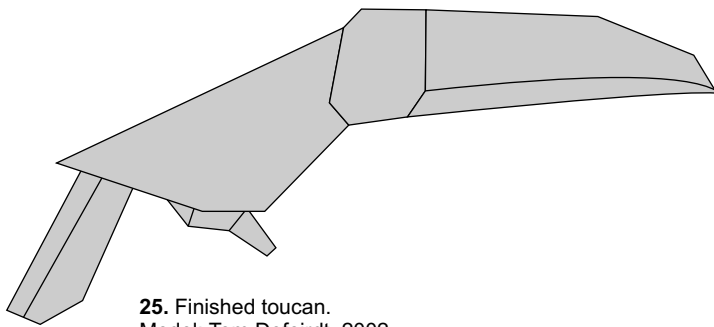
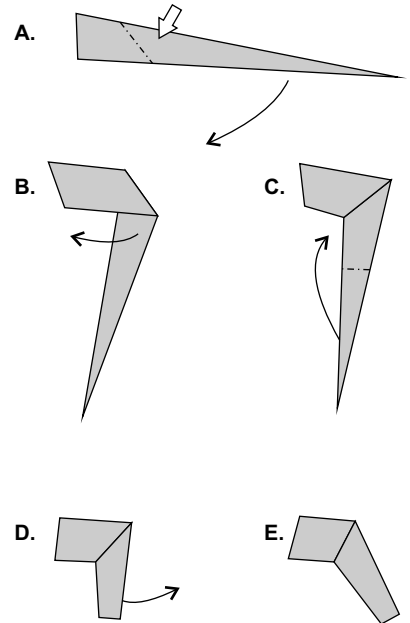


23. Fold as indicated to form the tail..

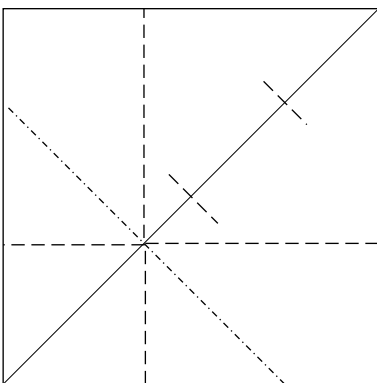
These are drawings of the result, from the inside (left) and outside (right).



24. Final shaping of the beak, body and feet.
 Pinch to shape the beak. Repeat behind.
 Mountain-fold to shape the body. Repeat behind.
 Formation of the feet:
A. Reverse-fold.
B. Valley-fold. Repeat behind.
C. Reverse-fold inside.
D. Slide the foot slightly upwards.
E. Finished foot.



25. Finished toucan.
 Model: Tom Defoirdt, 2002
 Diagrams: Tom Defoirdt, 2007
www.tomdefoirdt.tk



26. Challenge: fold a toucan with open beak by adding a border graft.



27. Finished toucan.
 Model: Tom Defoirdt, 2003