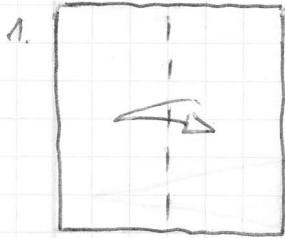
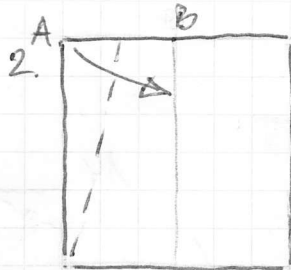


IBIS

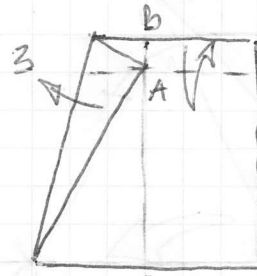
TOM BEFOIRDT 2006



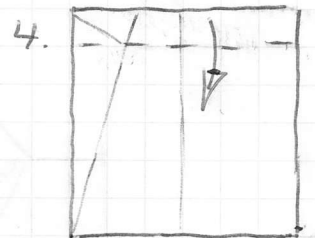
1. FOLD AND UNFOLD



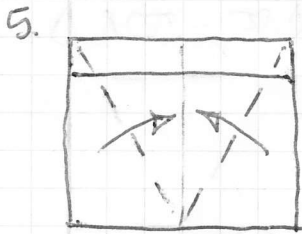
2. FOLD A TO LINE BC



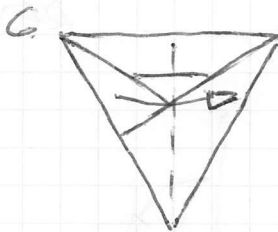
3. FOLD AND UNFOLD



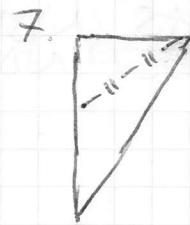
4. FOLD DOWN




5. FOLD AS INDICATED



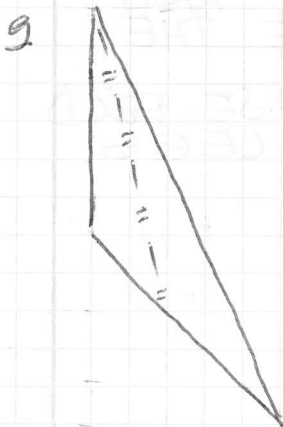
6. FOLD IN HALF



7. REVERSE-FOLD



8. TURN OVER AND ROTATE



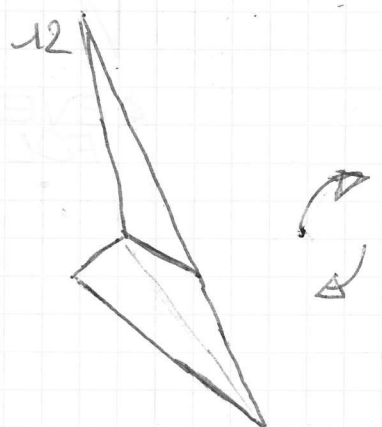
9. OPEN-SINK ALONG THE ANGLE BISECTOR



10. VALLEY-FOLD ALONG THE ANGLE BISECTOR REPEAT BEHIND

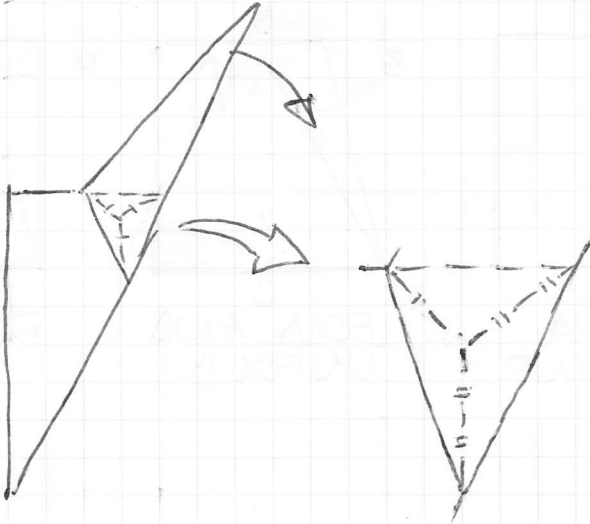


11. PULL OUT SOME PAPER AS FAR AS POSSIBLE



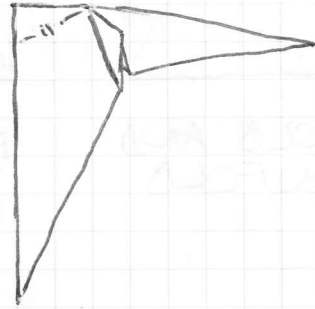
12. ROTATE

13



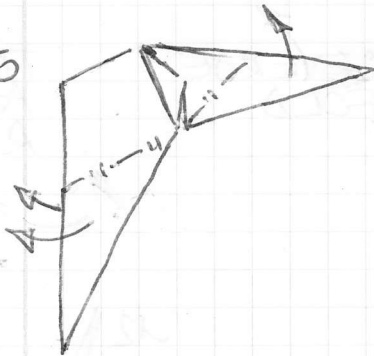
FOLD AS INDICATED
(ALSO BEHIND)

14



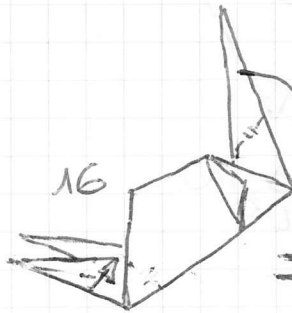
REVERSE-FOLD

15



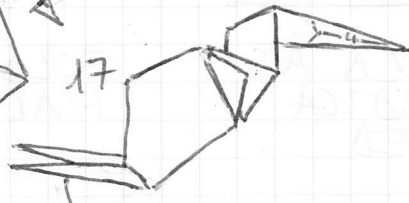
REVERSE
FOLDS

16

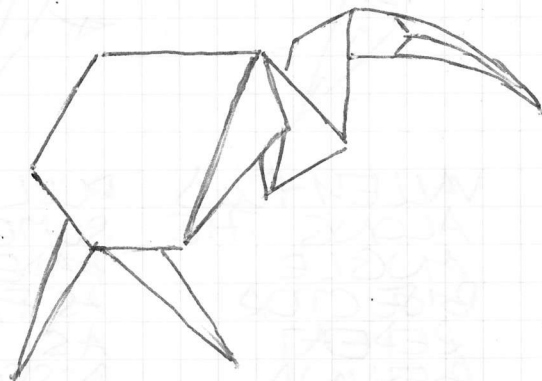


REVERSE-
FOLD THE
HEAD.
FOLD THE
LEGS IN
HALF

17



PINCH AND
CURVE THE
BEAK.
REVERSE FOLD
THE LEGS



FINISHED IBIS
WWW.TOMDEFOIRDT.BE